

ZC601□, ZC605□



Reed Switch Type Sensor Switch

Applicable cylinders

- Axis cylinders

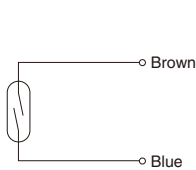
Specifications

Item	Model	ZC601□	ZC605□
Wiring type		2-lead wire	
Load voltage		DC5~28V	AC85~115V (r.m.s.)
Load current		DC0.1~40mA	AC2~25mA
Internal voltage drop ^{Note 1}		0.1V MAX. (At 40mA load current)	2.1V MAX. (At 40mA load current)
Leakage current		0mA	
Response time		1ms MAX.	
Insulation resistance		100MΩ MIN. (At DC500V Megger, between case and lead wire end)	
Dielectric strength		AC1500V (50/60Hz) in 1 minute (Between case and lead wire end)	AC1000V (50/60Hz) in 1 minute (Between case and lead wire end)
Shock resistance ^{Note 2}		294.2m/s ² [30G] (Non-repeated shock)	
Vibration resistance ^{Note 2}		88.3m/s ² [9G] (Total amplitude 1.5mm [0.06in.], 10~55Hz), Resonance frequency 2750±250Hz	
Environmental protection		IP67 (IEC standard), JIS C0920 (Water-proof type)	
Operation indicator		—	When ON: Red LED indicator lights up
Lead wire ^{Note 3}		PCCV 0.2SQ×2-lead×ℓ	
Ambient temperature		0~60°C [32~140°F]	
Storage temperature range		-10~70°C [14~158°F]	
Contact protection		Required (See contact protection on p.1566.)	
Mass		20g [0.71oz.] (For lead wire length A: 1000mm)	

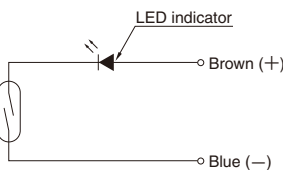
- Notes: 1. The internal voltage drop depends on load current.
2. Measured by Koganei test standard.
3. Lead wire length ℓ : A; 1000mm [39in.], B; 3000mm [118in.]

Internal Circuit

ZC601□

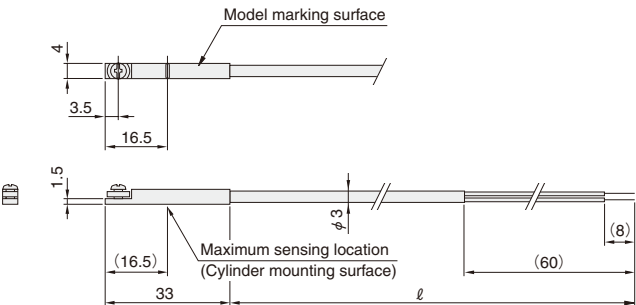


ZC605□



Dimensions (mm)

ZC601□



ZC605□

