

# ZC230□, ZC253□



## Solid State Type Sensor Switch

### Applicable cylinders

- Pen cylinders

### Specifications

Item	Model	ZC230□	ZC253□
Wiring type		2-lead wire	3-lead wire
Power supply voltage		—	DC4.5~28V
Load voltage		DC10~28V	DC4.5~28V
Load current		4~50mA	100mA MAX.
Consumption current		—	10mA MAX. (DC24V)
Internal voltage drop <sup>Note 1</sup>		3.5V MAX.	0.5V MAX. (At 50mA load current)
Leakage current		1mA MAX. (DC24V)	50μA MAX. (DC24V)
Response time		1ms MAX.	
Insulation resistance		100MΩ MIN. (At DC500V Megger, between case and lead wire end)	
Dielectric strength		AC500V (50/60Hz) in 1 minute (Between case and lead wire end)	
Shock resistance <sup>Note 2</sup>		294.2m/s <sup>2</sup> [30G] (Non-repeated shock)	
Vibration resistance <sup>Note 2</sup>		88.3m/s <sup>2</sup> [9G] (Total amplitude 1.5mm [0.06in.], 10~55Hz)	
Environmental protection		IP67 (IEC standard), JIS C0920 (Water-proof type)	
Operation indicator		When ON: Red LED indicator lights up	
Lead wire <sup>Note 3</sup>		PVC 0.2SQ×2-lead×ℓ	PVC 0.2SQ×3-lead×ℓ
Ambient temperature		0~60°C [32~140°F]	
Storage temperature range		-10~70°C [14~158°F]	
Mass		20g [0.71oz.] (For lead wire length A: 1000mm)	

Notes: 1. The internal voltage drop depends on load current.

2. Measured by Koganei test standard.

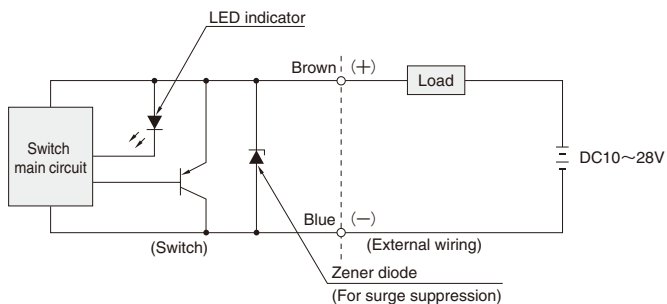
3. Lead wire length ℓ : A; 1000mm [39in.], B; 3000mm [118in.]

※ This product is not resistant to lightning surge of the EMC standard (EN61000-6-2・EN60947-5-2).

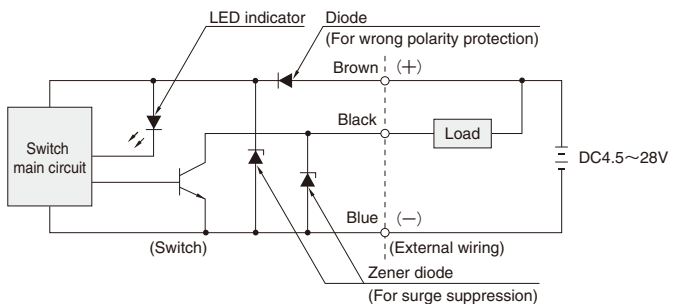
Prepare protection measures for lightning surge in the system.

### Internal Circuit

#### ZC230□

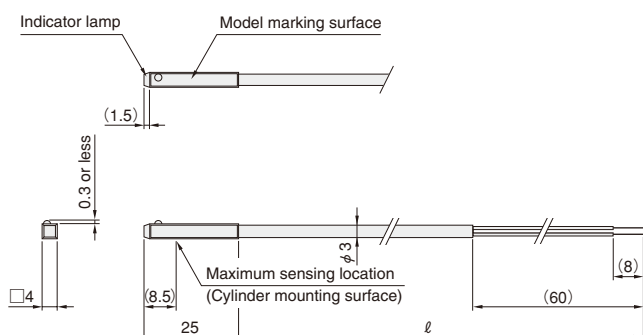


#### ZC253□



### Dimensions (mm)

#### ZC230□



#### ZC253□

