

ZC201□, ZC205□



Reed Switch Type Sensor Switch

Applicable cylinders

- Pen cylinders

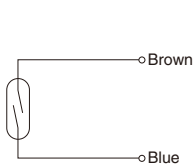
Specifications

Item	Model	ZC201□	ZC205□
Wiring type		2-lead wire	
Load voltage		DC5~28V, AC85~115V (r.m.s.)	DC10~28V
Load current		DC0.1~40mA, AC2~25mA	DC5~40mA
Internal voltage drop ^{Note 1}		0.1V MAX. (At 40mA load current)	2.1V MAX. (At 40mA load current) ^{Note1}
Leakage current		0mA	
Response time		1ms MAX.	
Insulation resistance		100MΩ MIN. (At DC500V Megger, between case and lead wire end)	
Dielectric strength		AC1500V (50/60Hz) in 1 minute (Between case and lead wire end)	AC1000V (50/60Hz) in 1 minute (Between case and lead wire end)
Shock resistance ^{Note 2}		294.2m/s ² [30G] (Non-repeated shock)	
Vibration resistance ^{Note 2}		88.3m/s ² [9G] (Total amplitude 1.5mm [0.06in.], 10~55Hz), Resonance frequency 2750±250Hz	
Environmental protection		IP67 (IEC standard), JIS C0920 (Water-proof type)	
Operation indicator		—	When ON: Red LED indicator lights up
Lead wire ^{Note 3}		PCCV 0.2SQ×2-lead×ℓ	
Ambient temperature		0~60°C [32~140°F]	
Storage temperature range		-10~70°C [14~158°F]	
Contact protection		Required (See contact protection on p.1566.)	
Mass		20g [0.71oz.] (For lead wire length A: 1000mm)	

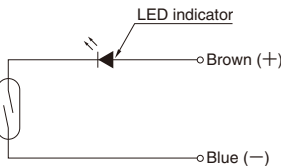
- Notes: 1. The internal voltage drop depends on load current.
2. Measured by Koganei test standard.
3. Lead wire length ℓ : A; 1000mm [39in.], B; 3000mm [118in.]

Internal Circuit

ZC201□

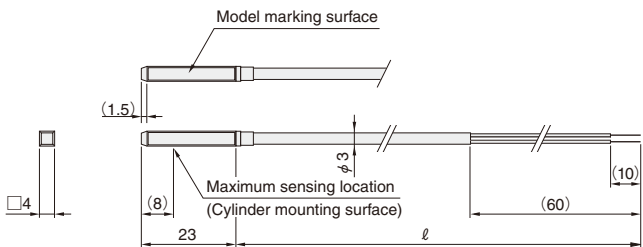


ZC205□



Dimensions (mm)

ZC201□



ZC205□

